



A Study on Grants of State Universities in Maharashtra with special reference to University of Mumbai and Savitribai Phule Pune University

¹Ms. Sonam R. More ²Dr. Ashok D. Wagh

¹Research Scholar, Department of Commerce & Accountancy, C.K.T. College, New Panvel
Email- sonammore88@gmail.com

²Principal, B.N.N. College, Bhiwandi Research Guide, C.K.T. College, Panvel University of
Mumbai, Mumbai
Email- askwagh@gmail.com

Abstract:

India has the third largest education system of the world next to China and United States of America in terms of size of students and diversity and the total number of educational institutions that the country has for the purpose of providing higher education. After getting independence in the year 1947, India has a lot to do to make it a super power. India is the country of youngsters. There is a growing need of higher education institutions in India. Maharashtra is also growing fastly. State universities namely Mumbai University and Savitribai Phule Pune University have been considered here for study. The study is about the UGC grants received, released and utilized by both the universities. It shows the clear picture of grants released by UGC in Xth, XIIth and XIIth five year plan.

Keywords: Education system, diversity, higher education, state universities, grants, UGC

Introduction:

In developing countries like India, the government is the main source of finance for the expansion of education. However, the financial labor and material contribution of the community as well as schools internal income and the support from non-governmental organizations have their own contributions. School system should utilize the financial resources to achieve objectives and fulfill educational needs of students and community. All organizations including schools may face the scarcity of finance. Through converting this scarce resource with the help of budgeting mechanism, all activities are functioned well and appropriately.

UGC has the unique distinction of being the only grant-giving agency in the country which has been vested with two responsibilities: that of providing funds and that of coordination, determination and maintenance of standards in institutions of higher education. Higher Education sector has witnessed a tremendous increase in the number of universities/university level institutions and colleges since Independence.

Higher Education in India:

In the present day globalized world India and China are two countries which are redefining the world equation in-terms of population, political power, economy and volume of consumption of natural resources. Development and progress of the citizens of the two countries are defined by the Knowledge society and skilled manpower. Education is the key factor in shaping the budding superpowers. Higher education in these two countries has centuries old history which is trying to re-invent with the changing times with respect to technology.

This directly correlates to quality of higher of education in India especially quantity and quality of R & D in higher education systems. Universities and colleges have become training centers for the service based industry of the country with short term economic development of the society rather than focusing on long term development of a society which is reliable, stable and prosperous. Many factors have contributed to the degradation of higher education system since independence in 1947 which can be broadly grouped into the following factors but not limited.

Higher Education in Maharashtra:

UGC, therefore, sanctions Development Grants, which are also known as Plan grants sanctioned to universities for expansion of their activities and for developing new programmes. The support covers expenditure on staff, buildings, equipment, libraries and other related activities. On the other hand, Non-Plan Grants take care of sustenance of the ongoing system. All activities of recurring nature taken up during a five year plan period are classified as maintenance activities after the plan is over. During the year 2014-15 out of the total allocation of ₹ 27656.00 crores for Higher Education Department, the Department of Higher Education was provided an allocation of ₹ 16900.00 crores (Plan) and ₹ 10756.00 crores (Non Plan) during the year 2014-15.

Objectives of the study:

1. To study the allocation of grants to state universities in Maharashtra
2. To study the release of grants to state universities in Maharashtra
3. To study the utilization of grants from state universities in Maharashtra

Research Methodology:

The data for present study have been received through communication to UGC. The all information is collected from secondary data. Only two state universities namely Mumbai University and Savitribai Phule Pune University have been studied.

The three five years plan have been considered i.e. Xth Five year plan (2002-07), XIth Five year plan (2007-12), XIIth Five year plan (2012-17). For data analysis simple statistical tools like average, ratio, SD have been used and for hypothesis testing two sample students t test has used.

Hypothesis of the study:

H01: There is no significance difference in allocation of grants received by Mumbai University and Savitribai Phule Pune University.

H02: There is no significance difference in release of grants received by Mumbai University and Savitribai Phule Pune University.

H03: There is no significance difference in utilization of grants received by Mumbai University and Savitribai Phule Pune University.

Data Analysis and Interpretation:

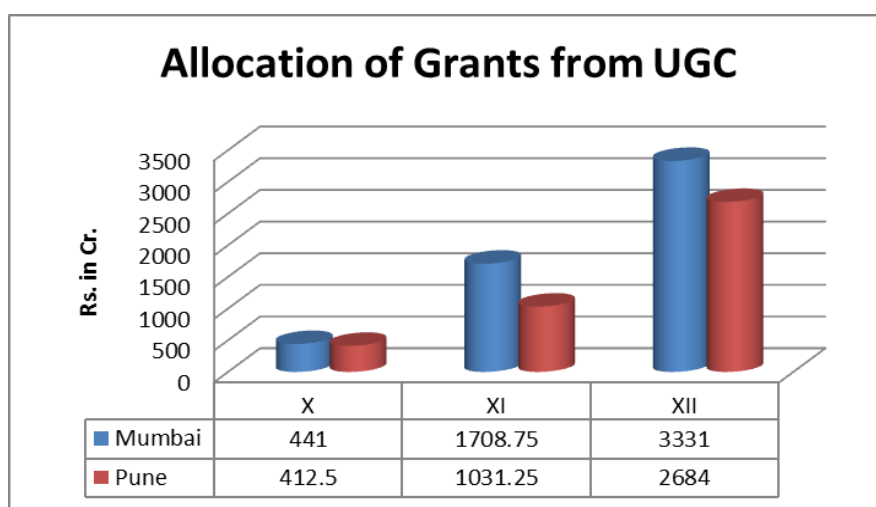
This head deals with to study the allocation of grants, sanction of grants of grants and utilization of grants to state universities in Maharashtra.

A) Allocation of Grants to state universities in Maharashtra:

Following table shows allocation of grants to Mumbai University and Savitribai Phule Pune University.

Allocation of Grants from UGC (Rs. in Lakhs)			
University/Plan	X	XI	XII
Mumbai	441	1708.75	3331
Pune	412.5	1031.25	2684

In the above table it can be seen the allocation grants for both the state universities by UGC is continuously rising. Mumbai University receives maximum grants.



(Plotted from above table)

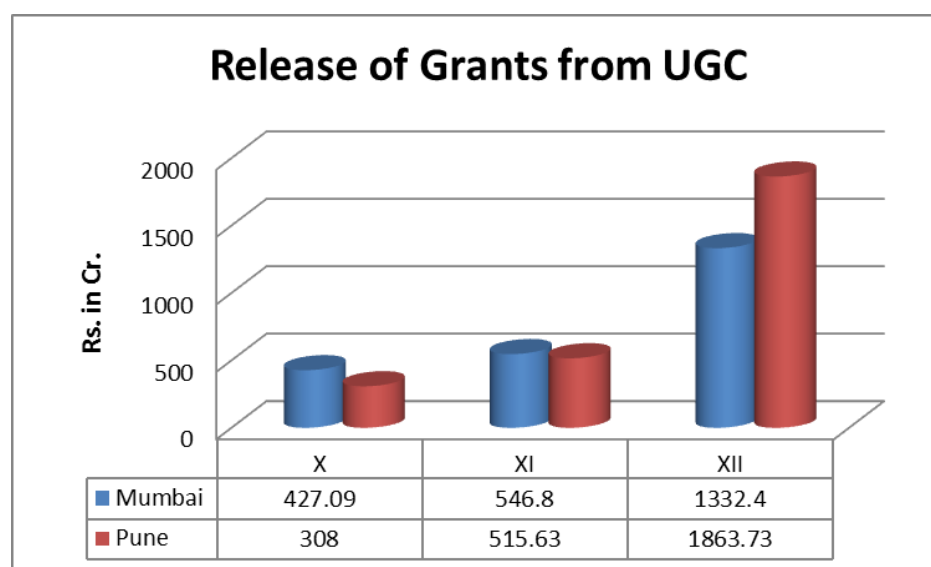
The above graph shows allocation grants for both the state universities by UGC. Mumbai University has received maximum grants compare to Pune.

B) Release of Grants to state universities in Maharashtra:

Following table shows release of grants to Mumbai University and Savitribai Phule Pune University.

Release of Grants from UGC (Rs. in Lakhs)			
University/Plan	X	XI	XII
Mumbai	427.09	546.8	1332.4
Pune	308	515.63	1863.73

In the above table it can be seen the release of grants for both the state universities by UGC is continuously rising. Mumbai University receives maximum grants by UGC.



(Plotted from above table)

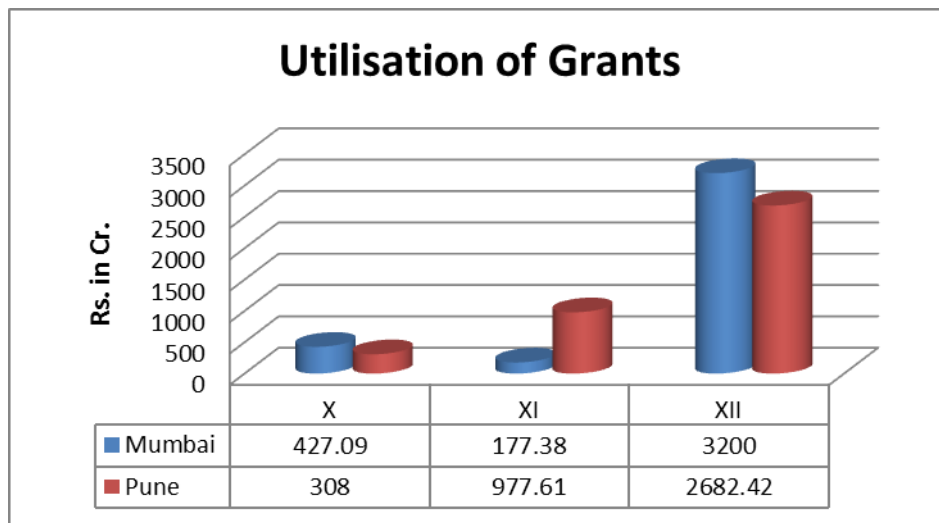
The above graph shows release of grants for both the state universities by UGC. Mumbai University has received maximum grants released by UGC compare to Pune.

C) Utilization of Grants to state universities in Maharashtra:

Following table shows utilization of grants by Mumbai University and Savitribai Phule Pune University.

Utilization of Grants (Rs. in Lakhs)			
University/Plan	X	XI	XII
Mumbai	427.09	177.38	3200
Pune	308	977.61	2682.42

In the above table it can be seen the utilization of grants for both the state universities by UGC is continuously rising. Mumbai University utilised maximum grants by UGC except in XI plan.



(Plotted from above table)

The above graph shows utilization of grants for both the state universities by UGC. Mumbai University has utilized maximum grants by UGC compare to Pune.

Hypothesis Testing:

The hypotheses refer to the basic statements formulated for their confirmation in analysis done. Students t test have been used for this study.

H01: There is no significance difference in allocation of grants received by Mumbai University and Savitribai Phule Pune University.

Students t test analysis of allocation of grants received by state universities

Variable	X1	X2
Average	1826.92	1375.9167
Standard Deviation	1448.62	1174.3187
t-value	0.41	
One tail p Value	0.34	
Two tail p Value	0.69	

The above table provides the description in allocation of grants received by Mumbai University and Savitribai Phule Pune University from 2002 to 2017. Since the p-value is greater than 0.05 we have sufficient evidence to accept null hypothesis at 5% significance level.

Conclusion: There is no significance difference in allocation of grants received by Mumbai University and Savitribai Phule Pune University.

H02: There is no significance difference in release of grants received by Mumbai University and Savitribai Phule Pune University.

Student's t test analysis of release of grants received from UGC to state universities

Variable	X1	X2
Average	768.763	895.78667
Standard Deviation	491.78	844.66755
t-value	-0.2251	
One tail p Value	0.41	
Two tail p Value	0.83	

The above table provides the description in release of grants from UGC to Mumbai University and Savitribai Phule Pune University from 2002 to 2017. Since the p-value is greater than 0.05 we have sufficient evidence to accept null hypothesis at 5% significance level.

Conclusion: There is no significant difference in release of grants from UGC to Mumbai University and Savitribai Phule Pune University.

H03: There is no significance difference in utilization of grants received by Mumbai University and Savitribai Phule Pune University.

Students t test analysis of utilization of grants received by state universities

Variable	X1	X2
Average	1268.16	1322.6767
Standard Deviation	1677.68	1224.243
t-value	-0.04547	
One tail p Value	0.483	
Two tail p Value	0.96	

The above table provides the description in utilization of grants by Mumbai University and Savitribai Phule Pune University from 2002 to 2017. Since the p-value is greater than 0.05 we have sufficient evidence to accept null hypothesis at 5% significance level.

Conclusion: There is no significant difference in utilization of grants by Mumbai University and Savitribai Phule Pune University.

References:

1. History of the University of Pune - Prof. Raja Dixit.
2. Annual Reports of SPPU (2011-2016).

3. www.ugc.ac.in
4. [www,mu.ac.in](http://www.mu.ac.in)
5. www.unipune.ac.in