



READING HABITS OF USER'S OF ASHOK MOHARKAR COLLEGS, ADYAL

Mr. Sanjay K. Vairagade

Librarian,

Ashok Moharkar College, Adyal, Tah: Pauni, Dist: Bhandara

ABSTRACT:

The researcher's aim is to explore reading habits of Ashok Moharkar College, Adyal, Students. For this study survey method is used for the research. For these total 100 students were selected of UG & PG Arts and commerce departments/Programmes. Reading is more prevalent among the studied found to read mostly their personal textbooks and notebooks particularly during examination periods. Main source of their reading text was their teacher's textbooks and notebooks. Another aim is to check the knowledge which reading materials mostly read by student.

Keywords: Reading, Habit.

INTRODUCTION:

Habit of reading can develop academic achievements of students. For creative education student want to develop reading habit from student life. Reading habits consistent the part of users or students in the order to understand the subject and pass examination. Because of Lack of good reading habits can lead to poor performance of the students. We can find that which students have good reading habit is more success the who have bad reading habit. Because students come from different situations and places, their condition also different from each other. Otherwise students can do an excellent performance with proper or good reading habits. Which student who have habit reading books and has developed his reading skill he can discover himself the different through reading. Student who was not given the opportunity to get in touched with the books will find it hard to grasp a good reading habits Therefore, reading and reading habits will vary depending on what the person used to read. From this paper want to show the reading habits of Ashok Moharkar college,

Adyal and examine their reading habits and their performance in the said subject based on the findings of the survey.

“Reading habit is best formed at a young age in school, but once it is formed it can last for all one’s lifetime (Green, 2001).

METHODOLOGY:

There are various research methodologies available for research between of them descriptive research methodology I was selected for this research. The main aim of this research is to know the reading habit of the students. For this research, questionnaires were prepared for data collection and some student’s personal interviews were taken. Sample of 100 students from both arts and Commerce UG & PG students were taken for this research.

DATA ANALYSIS AND INTERPRETATION:

Table-1: Population Study

Gender	Respondents	Percentage
Male	40	40 %
Female	60	60 %
Total	100	100

Table-1 Shows gender wise distribution of student’s respondents. From them 40 (40%) respondents ware male and 60 (60%) respondents was female. This table represents the number of female respondents is more than the numbers of male respondents.

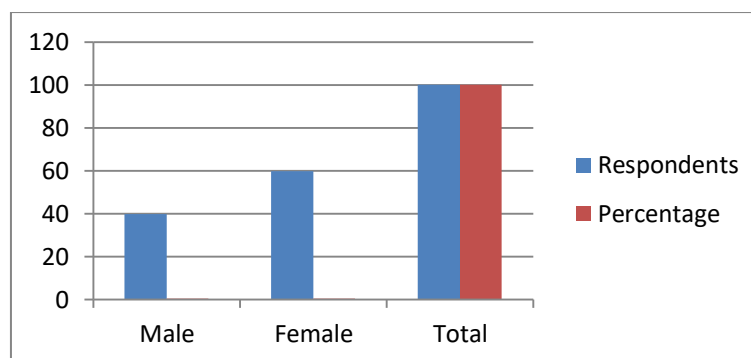
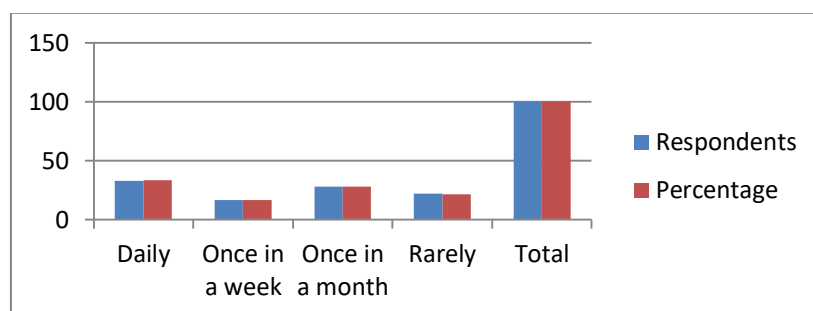


Fig. No. 1: Population Study

Table-2: Frequency to Visiting to the Library

Visiting the library	Respondents	Percentage
Daily	33	33.33
Once in a week	17	16.66
Once in a month	28	28.33
Rarely	22	21.66
Total	100	100

Table-2 discusses the visiting to the library of students. 33 (33.33%) student's respondents' are visited every day and 17 (16.66%) students visited the library 2-3 times in a week, 28 (28.33%) students visited library once in a Month, 22 (21.66%) students visited library rarely. From this we know that the majority of the students visit library daily for reading.

**Fig. No. 2: Frequency to Visiting to the Library****Table-3: Purposes of Visiting in Library**

Purpose of visiting	Respondents N-100	Percentage
To Reading particular subject books	53	53 %
To borrow library materials	31	31 %
To photocopy reading materials	8	8 %
To use the internet	8	8 %
Total	100	100 %

Table-3 presents the reason for students why they visited to the Library. 64 (53.33%) student's interested to go to the library for reading their subject books. 31 (31%) students visited the library for borrowing reading materials, both 8 (8%) Percent students come for photocopy reading materials and use to Internet.

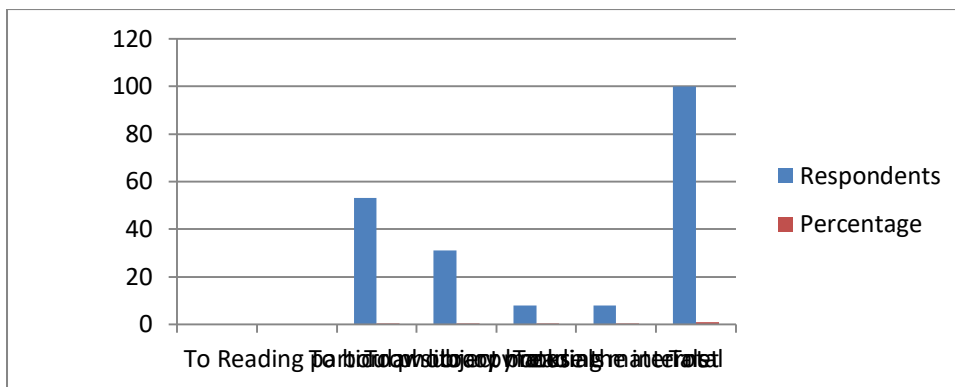


Fig. No. 3: Purposes of Visiting in Library

Table-4: Frequency of User’s Reading

Reading Frequency	Respondents	Percentage
Less than an hour	8	8.%
2-4hours	38	38 %
5-6hours	22	22 %
6-8hours	17	17 %
Above 8 hours	15	15%
Total	100	100%

Table-4 indicated that Time used for read the books and other reading materials. 8 (8 %) respondents spent to less than one hour. 38 (38) responds spend 2-4 hours in a day. 22 (22 %) responds spends 5-6four hours for reading, 17 (17 %) respondents spent 6 to 8 hours for reading, 15 (15%) respondents spent more than 8 hours for. So we notice that the bulk number of the student’s spends two to four for reading. It suggests that librarian should give confidence to the students to spend more hours for reading.

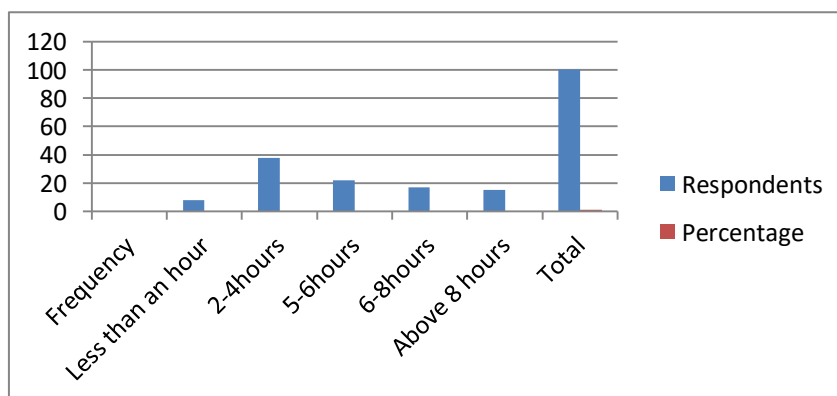
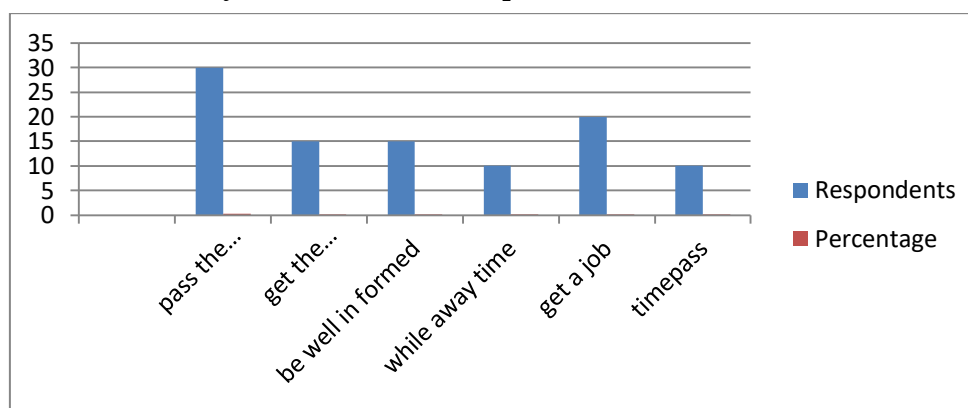


Fig. No. 4: Frequency of User’s Reading

Table-5: User Purposes of Reading

Purposes	Respondents n=100	Percentage
pass the examination	30	30%
get the knowledge and information	15	15%
be well in formed	15	15%
while away time	10	10%
get a job	20	20%
timepass	10	10%

Table -5 explains that students are read books not only for exams or acquire knowledge but also a number of additional reasons. The largest numbers of Respondents are interested in reading to pass the examination 30(30%), 15(15) students interested to get knowledge and information to them & to be well informed. And 20 (20%) students are interested to get a good job. 10 (10) responds to while away time and to time pass.

**Fig. No. 5 : User Purposes of Reading****Table-6: Favorite Place for Reading**

Favorite place for reading	Respondents n=100	Percentage
Central Library	36	36 %
Class Room	18	18 %
Home	22	22 %
Campus Ground	12	12 %
Other places	12	12 %

Table-6 presents that majority of students like central library 36(43.2), in Class room 18) students like, at home is the dominating place for reading as

22(20%) prefer to read in home, Then campus ground 12(12%), and other places students refer for reading in 12(12).

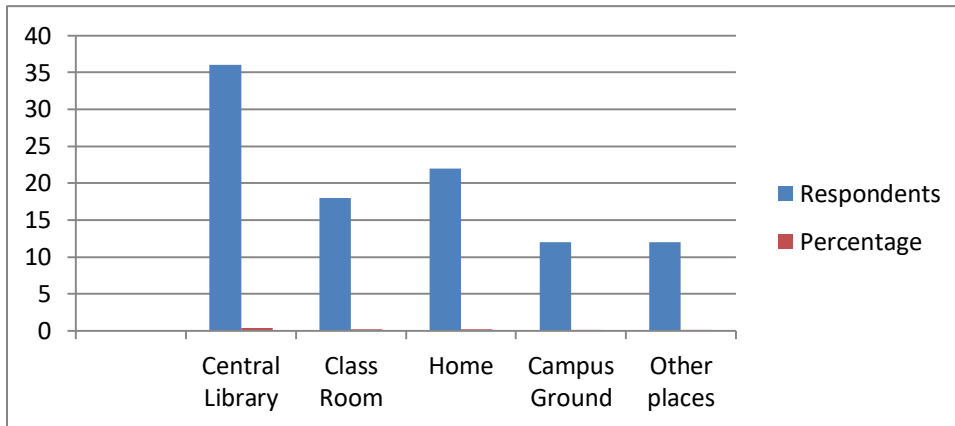


Fig. No. 6: Favorite Place for Reading

Table-7 Frequency of Time for Reading

Preferred time	Respondents n=100	Percentage
Morning	40	40%
Afternoon	20	20%
Evening	30	30%
Late night	10	10

Table No- 7 show that the most of the students giving preference for reading is in the morning and the percentage of this is 40(40%). Then some students done reading in afternoon, the reading habits percentage is 20(20%). In the evening 30(30 %) of research student have their habit. In last 10 percent students reading habits in the late night.

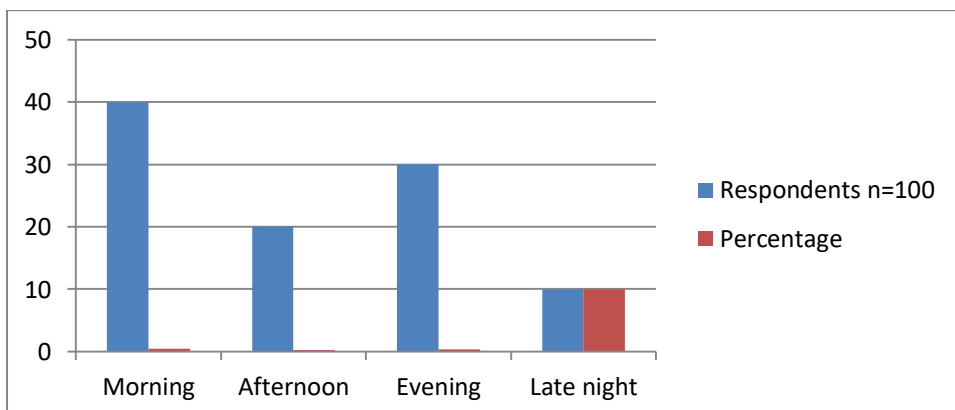
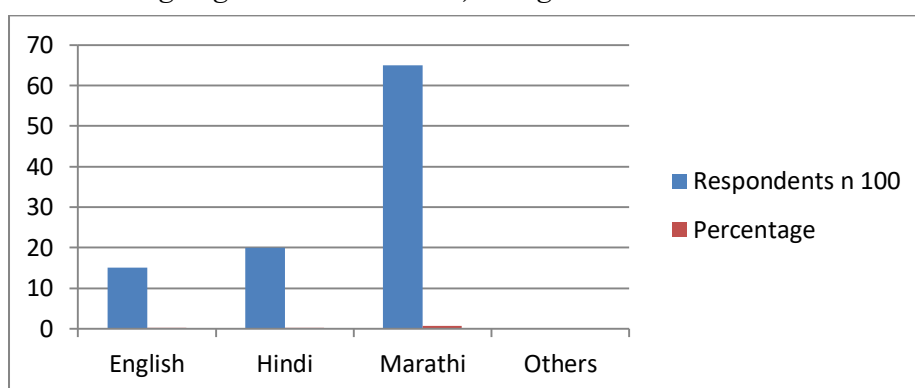


Fig. No. 7: Frequency of Time for Reading

Table-8 Favorite Language for Reading

Language preferred	Respondents n=100	Percentage
English	15	15%
Hindi	20	20%
Marathi	65	65%
Others	00	00%

Table-8 presents that highest number of students favorite Marathi language for their study 65(65%), English language 15 (15%), 20 (20%) respondents prefer Hindi language books for student and No student prefer to read in other languages like Sanskrit, telagu and urdu.

**Fig. No. 8: Favorite language for Reading****Finding:**

The reading is good habits for everyone and reading skill is precious for students and reading habit is very important in the development of learning students. Ashok Moharkar college, Adyal professional need to encourage the reading habits to the students and support them to read. Reading includes the persons contribution to growth iterate society. Hence students who are concerned in reading habit to build knowledgeable society in our country and reading habit can change the developed country.

Reference:

1. Clary, L. (1991). Getting "Adolescents to Read". Journal of Reading. February 1991, 340-345.
2. Devers, R. (1998). "Effect of Instruction on Early Non-word Reading Strategies". Journal of Research in Reading. October 2000, 23,267-286.
3. Irvin, J. L. (1998). Reading and Middle School students. Strategies to enhance literacy. Needham heights, MA: Allyn& Bacon. Pp. 37.