



---

## A STUDY OF E-RESOURCES OF LIBRARY USER'S

---

Mr. Sanjay K. Vairagade

*Librarian,*

*Ashok Moharkar college, Adyal, Tah: Pauni, Dist: Bhandara*

---

### **Abstract:**

Information communication technology has become more challengers to the users in the view of Resources as well as E-Resources. Information Communication technologies impact on library services. In this study an attempt has been made to find and explore use of E-Resources and know user's study regarding e-resources of Ashok Moharkar College, Adyal. From this study we know the satisfaction level of user's bout e-resources. Also we know available e-resources and facility provided in the college. Total 60 students selected from various departments of UG & PG. in this study we know that most of the students know & used e-resources for their study.

---

**Keywords: E-Resources**

---

### **INTRODUCTION:**

ICT (Information communication technology) has changed a tremendous development in all walks of life, specially the information word in all corners. Library is a heart of the institution. Information is very useful to all human being especially for students. With the changing the society also changed the library revises & resources also. Information comes to in e-format so user needs the knowledge to handle these e-resources. Today libraries never buying only collection of printed books, journals and magazine also library added e-resources in the library. Library need both printed material and resources in e-format also. Users need the knowledge of how used of e-resources and services promptly.

### **OBJECTIVES:**

1. To find the knowledge of e-resources.
2. To find preference of e-resources.
3. To know the frequency of use e-resources.
4. To find purpose of using e-resources.

5. To find satisfaction level of user toward e-resources.

### SCOPE OF THE STUDY:

The scope of the study is limited to the college students of Ashok Moharkar College, Adyal. For this study 60 students will be taken from different faculty.

### METHODOLOGY:

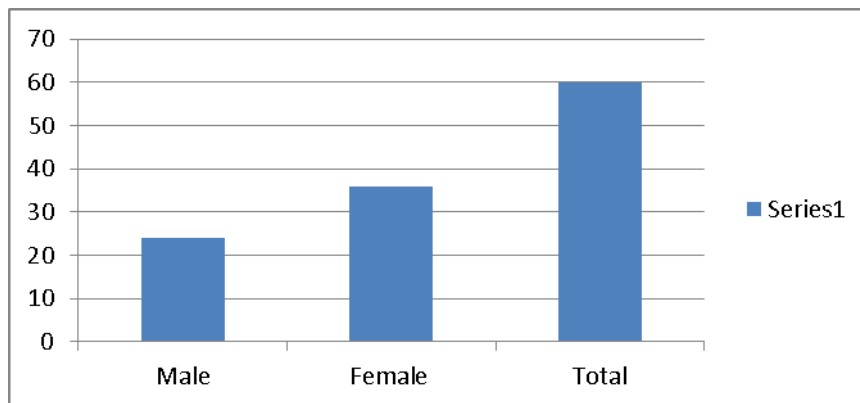
To collect data Questionnaire tool will be used for that. For this descriptive methodology will be use.

### DATA ANALYSIS AND INTERPRETATION:

**Table-1: Gender wise Distribution**

Male	Female	Total
24	36	60

For this research total 60 students' selected for distributed questionnaires. From this 60 students 24 students was male and 36 was female students responds for this research.



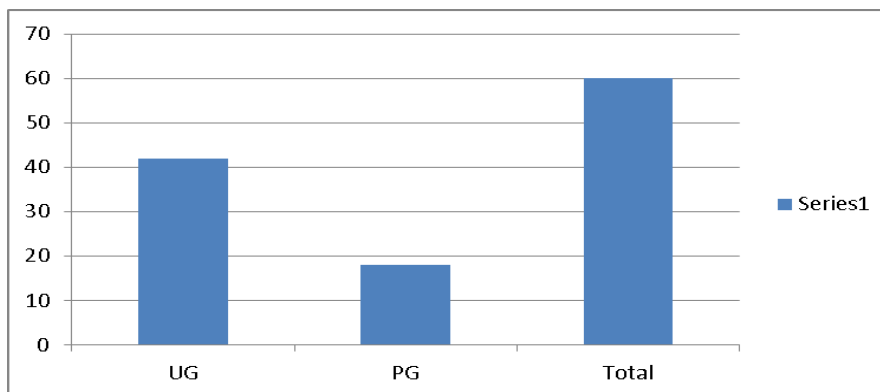
**Fig. No. 1 : Gender wise Distribution**

**Table-2: UG & PG Student**

UG	PG	Total
42	18	60

For these 60 students responds questionnaires of UG & PG students. From those 42 students was from UG (Under Graduate) & 18 students from PG students of arts and commerce faculty. The students were from both UG & PG (Under graduate and Post graduate).

*Mr. Sanjay K. Vairagade*

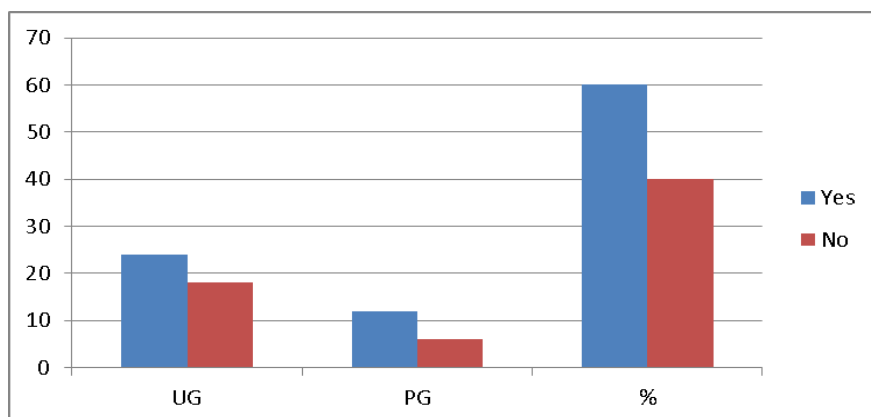


**Fig. No. 2: UG & PG Student**

**Table-3: User Visiting Library Website**

Department	UG	PG	%
Yes	24	12	60
No	18	6	40

This table show that 60% students of Ashok Moharkar College, Adyal from UG and PG students they visited library website for their used. Also we notice that 40% students of Ashok Moharkar College, Adyal from UG and PG students they don't visited library website.



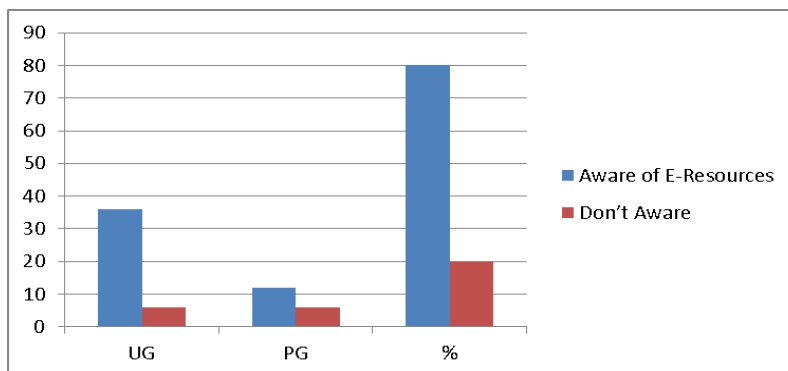
**Fig. No. 3: User Visiting Library Website**

**Table-4: Aware about E-Resources**

Department	UG	PG	%
Aware of E-Resources	36	12	80
Don't Aware	06	06	20

From this table we asking to student's awareness about E-Resources we notice that 80% of Ashok Moharkar College, Adyal students are aware about E-

Resources. Also we notice that 20 % both students UG & PG students they don't know about E-Resources.

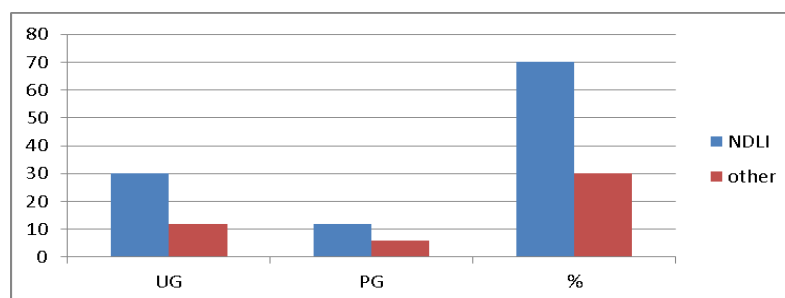


**Fig. No. 4: Aware about E-Resources**

**Table-5: Preference of Format Getting Information**

E-Resources	UG	PG	%
NDLI	30	12	70
other	12	06	30

From this table we asked to students for preference for getting information through NDLI or other e-resources, we notice that 70% of Ashok Moharkar college, Adyal students they used NDLI for gathering information. Also we notice that 30% of UG & PG students used other e-resources for getting information.

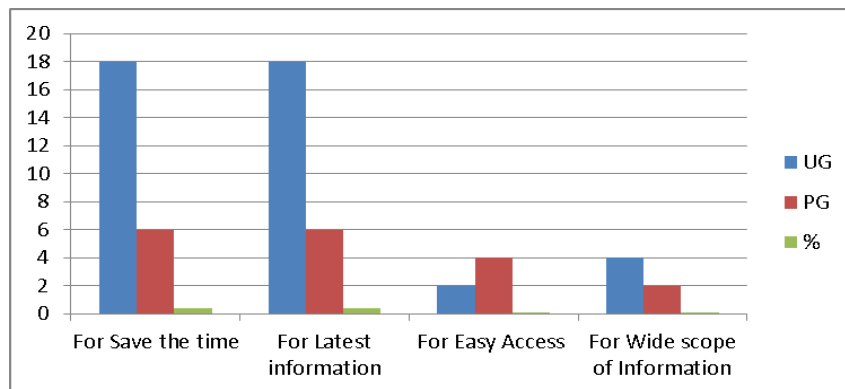


**Fig. No. 5 : Preference of Format Getting Information**

**Table-6: Reason to Prepare E-Resources**

Reason	UG	PG	%
For Save the time	18	6	40%
For Latest information	18	6	40%
For Easy Access	2	04	10%
For Wide scope of Information	4	02	10%

From this table we founded that 40% of total students prepare e-resources for save the time. Other than 40% students prepare e-resources for searching latest information and 10% of students prepare e-resources for easy access and wide scope of information.

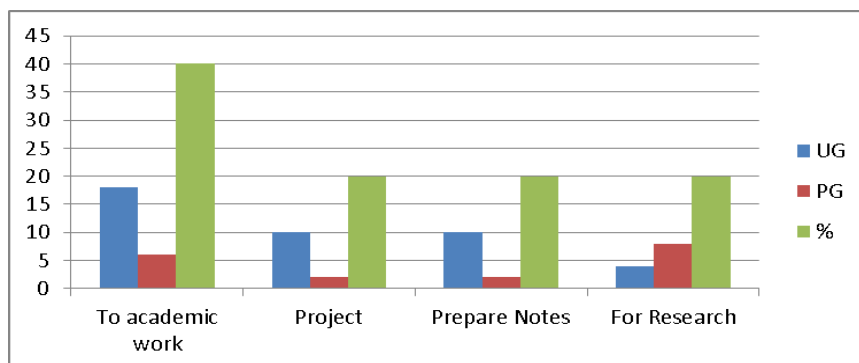


**Fig. No. 6: Reason to prepare e-resources**

**Table-7: Purpose of Using E-Resources**

Purpose	UG	PG	%
To academic work	18	6	40
Project	10	2	20
Prepare Notes	10	2	20
For Research	04	8	20

From this table we notice that student's purpose for using e-resources 40% of Ashok Moharkar College, Adyal students they used to academic work. Also we notice that 20% of college students used e-resources for getting information to their project, 20% of students used E-Resources for getting information for their notes and other 20% of students using –resources for their research work.

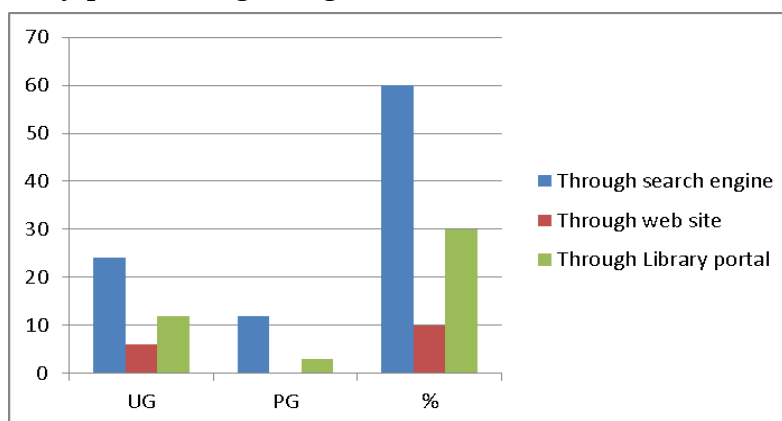


**Fig. No. 7: Purpose of Using E-Resources**

**Table-8: Searching Methods of E-Resources**

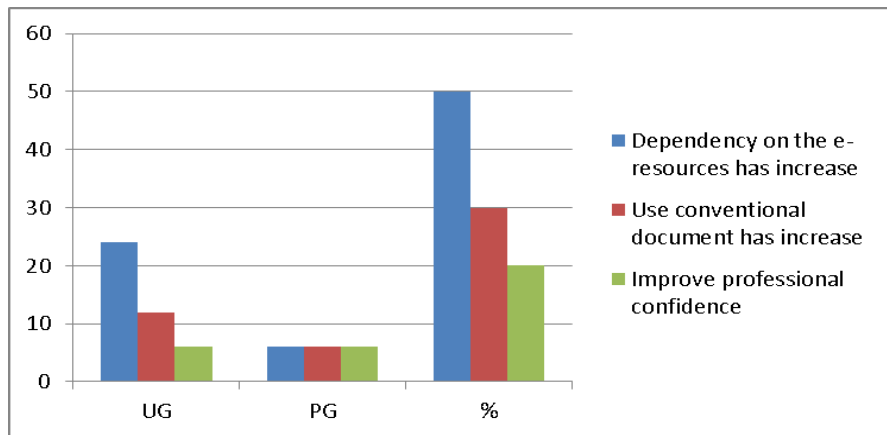
Searching Methods	UG	PG	%
Through search engine	24	12	60
Through web site	06	00	10
Through Library portal	12	03	30

From this table we notice that students used difference searching methods for using e-resources. We notice that 60% of Ashok Moharkar college, Adyal students used search engine for search e-resources. Also we notice that 10% of students used web site for searching e-resource, and remaining 30% of students used other library portal for getting information for their resources.

**Fig. No. 8: Searching Methods of E-Resources****Table-09: Impact of E-Resources on Academic Efficiency**

Academic Efficiency	UG	PG	%
Dependency on the e-resources has increase	24	06	50
Use conventional document has increase	12	06	30
Improve professional confidence	6	06	20

From this table we notice that as we asking to students for impact of e-resources on academic efficiency, we notice that 50% of Ashok Moharkar College, Adyal students said that their dependency on e-resources has increase. 30% students said that their use conventional documents have increase. last 20% of students said that improve professional confidence.



**Fig. No. 9: Impact of E-Resources on Academic Efficiency**

### FINDING:

- Most of the user was aware about E-Resources.
- Most of the user used NDLI E-Resources' for their need.
- More than 50% user getting information from NDLI.
- Used E-Resources for save the time.
- Purpose for E-Recourses for their academic need.
- User dependency on the e-recourses has been increase.

### REFERENCES:

1. <https://ndl.iitkgp.ac.in/>
2. IFLA (2012). Keyissues for E-Resources collection development: A guide for Librarian
3. IIT kharagpur Team NDL. (2016) National digital Library: Building a National Asset.
4. National Digital Library: A Platform fo paradigm shift in education & research in India, Science and culture, jan-feb.2016.
5. Shah, C. (2016). Future of Digital Library, International Journal of Research in Humanities & Soc. Science, 4(5), 45-47.